

Product Data Sheet



PDE-14-3/0-CU

Listed Enclosed Power Distribution Block
200 Amps, 600 Volts (AC/DC)
1,000V AC/DC CE (IEC 60947-7-1)



Shown here on Din Rail

Copper Wire Only

Wire Range:

Line side: (1) 3/0 - #14 AWG (70 mm² - 2.5 mm²)

Load Side: (4) #2 - #14 AWG (25 mm² - 2.5 mm²)

See tables below for SCCR wire ranges, flexible stranded and multiple wire approvals, and wire ranges to achieve IP-20 touch protection.

Electrical Ratings:

- 200A copper wire, (Based on NEC Table 310-16, 75°C columns)
- CE Rated Voltage (U_i): 1,000 V AC/DC per IEC 60947-7-1
- Material Group: IIIa
- Pollution Degree: 3
- UL/CSA Voltage Rating: 600 Volts AC/DC (UL 1953 Class C, User Group - General Industrial)
- Minimum enclosure size: 16 X 12 X 6
- Factory and Field Wiring

Short Circuit Current Ratings (Copper wire only):

Wire Type (Class)	Wire Range		Max Fuse Protection Req. Amp Rating / Class						SCCR RMS Sym. Amps 600V Max.
	Line	Load	J	T	RK1	RK5	G	CC	
B, C	3/0 - 8	2 - 8	225	225	200	60	60	30	100,000
	3/0 - 8	8 - 14	100	110	100	30	60	30	
G, H, I	2/0 - 8	4 - 8	225	225	200	60	60	30	
	2/0 - 8	8 - 12	100	110	100	30	60	30	

Mechanical Ratings:

- Maximum insulator base temperature: 125°C (257°F) UL RTI
- Flammability rating of insulator base: UL 94 V-0
- Touch protection: IP-20 (IEC 60529) with following conditions: Restricted wire range. See "Wire Approvals" table below for wire ranges to achieve IP-20 rating.

* Use outside these ratings needs to be judged in the end-use application.

Materials:

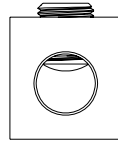
- Connector: Copper, tin plated
- Insulator base: Glass filled polycarbonate (thermoplastic)
- Terminal set screws: Steel, nickel plated
- Connector mounting screw: Steel, zinc plated

Agency Approvals:

- UL Listed, UL 1953 Listed Power Distribution Block, File No. E112158
- CSA Certified, CSA C22.2 No. 158, File No. MC 249467 (Wire Classes B & C only)
- CE compliant to IEC 60947-7-1
- RoHS Compliant

Wire Approvals:

Line Side Wire Approvals:



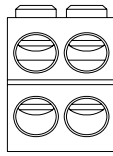
		Copper Wire Stranding Classes - Number of Strands					
Wire Size	Torque	Solid	Class B	Class C	Class G	Class H	Class I
3/0	180 lbf-in		19	37			
2/0	180 lbf-in		19	37	~133	~259	~342
1/0	180 lbf-in		19	37	~133	~259	~266
1	180 lbf-in		19	37	~133	~259	~210
2	180 lbf-in		7	19	~49	~133	~161
4	180 lbf-in		7	19	~49	~133	~105
6	180 lbf-in		7	19	~49	~133	~63
8	50 lbf-in		7	19	~49	~133	~41
10	50 lbf-in	1	7	19	Not commercially available		~27
12	50 lbf-in	1	7	19			~27
14	50 lbf-in	1	7	19			~19

Copper Wire Stranding Classes - No. of Strands			
Wire Size	Torque	Class 1	Class 2
70	20.3 N-m		19
50	20.3 N-m		19
35	20.3 N-m		7
25	20.3 N-m		7
16	20.3 N-m		7
10	5.65 N-m		7
6	5.65 N-m	1	7
4	5.65 N-m	1	7
2.5	5.65 N-m	1	7

Cells highlighted in green indicate wire ranges to maintain IP-20 rating.
 ~ Quantity of strands for Classes G, H and I may vary by manufacturer.

- Wire strip length, line side tap – 7/8” (17.5 mm)
- 6 mm Allen hex drive for line side terminal screw. (See accessories)

Load Side Wire Approvals:



Wire Size	Torque	Solid	Class B	Class C	Class G	Class H	Class I
2 AWG	50 lbf.in		7	19			
4	50 lbf.in		7	19	~49	~133	~105
6	50 lbf.in		7	19	~49	~133	~63
8	50 lbf.in		(1-2)* 7	(1-2)* 19	(1-2)* ~49	(1-2)* ~133	(1-2)* ~41
10	40 lbf.in	1	(1-2)* 7	(1-2)* 19	Comm. Not avail.		(1-2)* ~27
12	40 lbf.in	1	(1-4)* 7	(1-4)* 19			(1-2)* ~19
14	40 lbf.in	1	(1-4)* 7	(1-4)* 19			(1-2)* ~19

Copper Wire Stranding Class - No. of Strands			
Wire Size	Torque	Class 1	Class 2
25.0	5.65 N.m		7
16.0	5.65 N.m		7
10.0	5.65 N.m		(1-2)* 7
6.0	4.52 N.m	1	(1-2)* 7
4.0	4.52 N.m	1	(1-4)* 7
2.50	4.52 N.m	1	(1-4)* 7

Cells highlighted in green indicate wire ranges to maintain IP-20 rating.

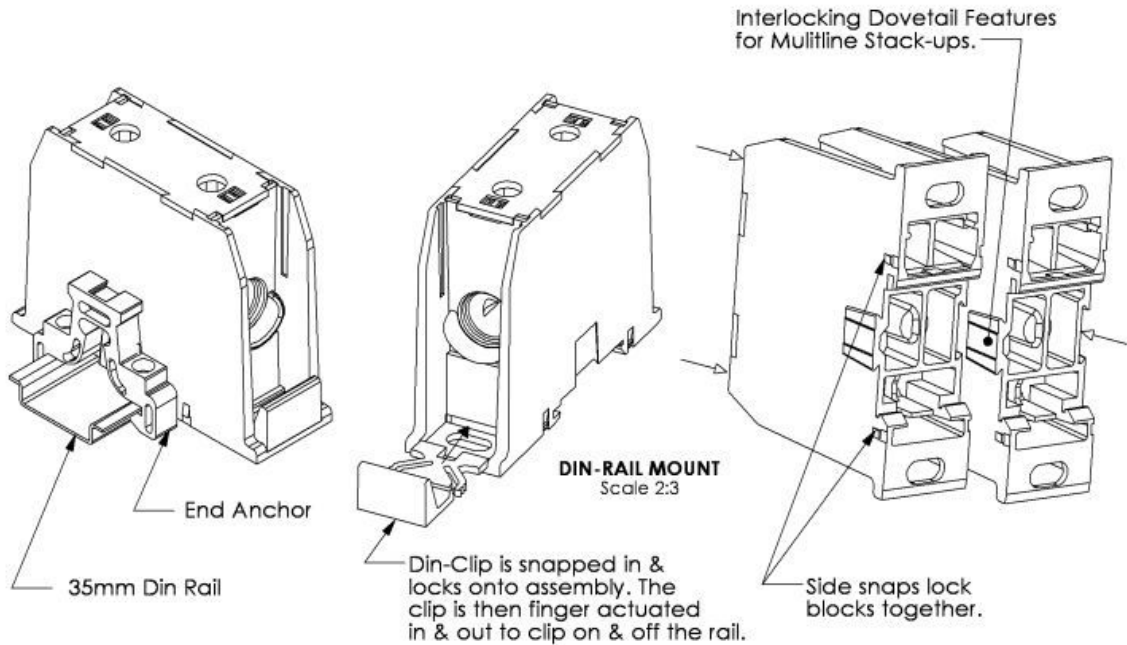
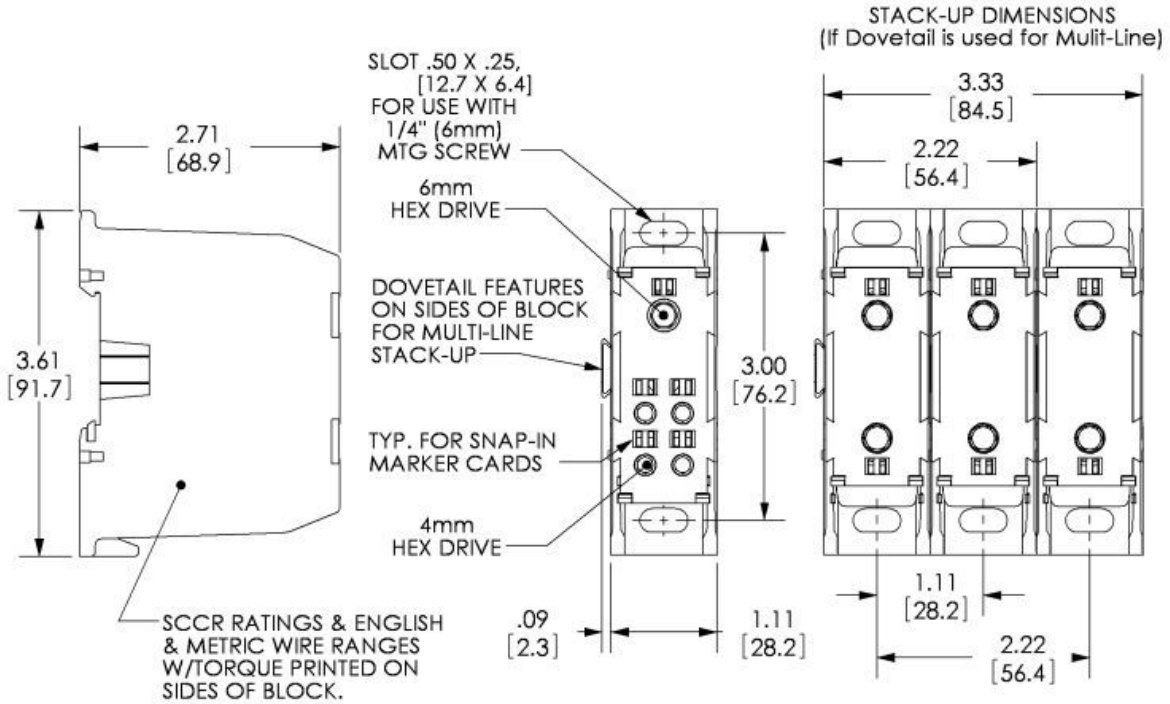
~ Quantity of strands for Classes G, H and I may vary by manufacturer.

- Wire strip length, load side tap – 11/16” (17.5 mm)
- 5 mm Allen hex drive for load side terminal screws. See “Accessories” for Allen wrenches that are recommended for this application.
- DIN rail mountable on 7.5 x 35 mm rail.
- Panel mountable: #10 (5 mm) fastener, torque to 25-30 in. lbs. (2.28-3.39 N.m).

Accessories:

- End Bracket: PDE-DRB
- Safety plug: PDE-TSP-2A
- Allen wrenches:

	5 mm	6 mm
S & K Tools	45955	45956
Snap-On Tools	FAML5E	FAML6E
MAC Tools	XDLS5MM	XDLS6MM
McMaster-Carr	8367A23	8367A24
Armstrong	38-709	38-711



WWW.ILSCO.COM
1-800-776-9775